

High Speed 800–900nm PIN Photodiode



ACP's PTD Series InGaAs Pin Photodiode are sensitive at 1310nm and 1550nm bands. The planar design and dielectric passivation bring superior noise and photoelectronic performance. Our state-of-the-art planar fabrication techniques lead to high quality and reliability.

PERFORMANCE SPECIFICATIONS

FEATURES

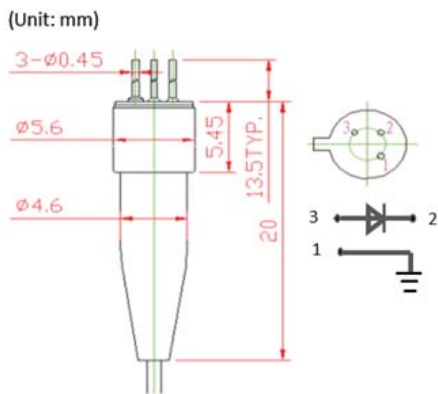
Wide Analog Bandwidth
Wide Spectral Response (800~900nm)
High Quality and Reliability
Fast Response

Parameter	Specifications				
	Symbol	Test Conditions	Min.	Typ.	Max.
Operating Wavelength	λ	-	800nm		900nm
Operating Wavelength	λ	-		860nm	
Dark Current	ID	VR=5V, Ee=0		0.10nA	0.50nA
Responsivity	Re	VR=5V, λ =860nm	0.45A/W	0.55A/W	
Responsivity	Re	VR=5V, λ =1550nm	0.90A/W	0.95A/W	
Reverse Voltage	V_B	T=25°C			100V
Capacitance	c	VR=5V		1.5pF	2.0pF
Continuous Power Dissipation	P	-			200mW
Output Rise Time	t	VR=50V, 10 ~ 90%		0.60ns	
Output Rise Time	t	VR=5V, 10 ~ 90%		2.0ns	
Operating Temperature	Top	-	-20°C		+65°C
Storage Temperature	Tst	-	-40°C		+85°C
Package Dimension	See "MECHANICAL DIMENSIONS"				

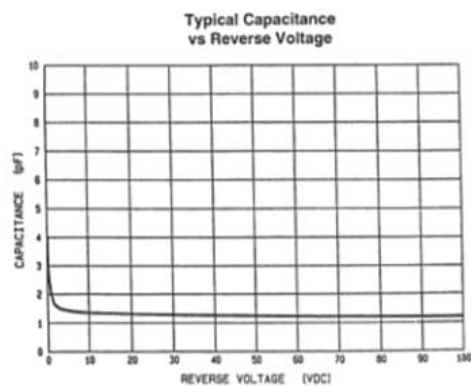
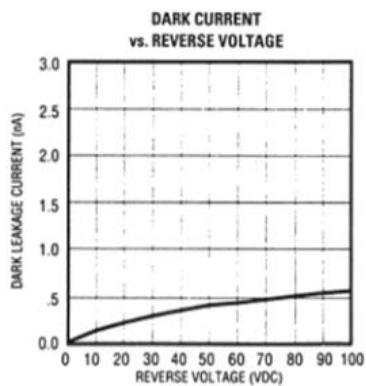
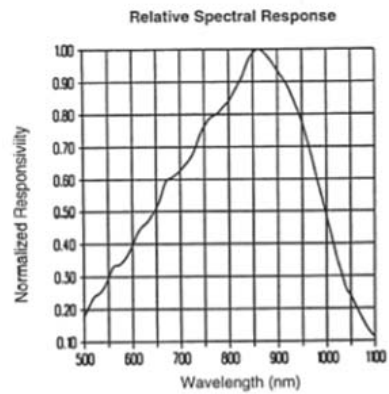
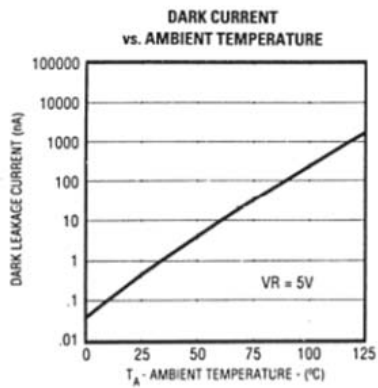
All values referenced are without connector.

High Speed 800-900nm PIN Photodiode

MECHANICAL DIMENSIONS



TYPICAL PERFORMANCE CURVES



High Speed 800-900nm PIN Photodiode

PORT CONFIGURATIONS



ORDERING INFORMATION

PTD						
Operating Wavelength	Mounting style	Fiber Type	Pigtail Style	Fiber Length	Connector	
85=800 - 900nm	1=With mount flange 2=Without mount flange	4=HI 780 A=50/125 B=62.5/125 S=Custom	0=Free space 1=Bare fiber 2=900um loose tube	00=Free space 05=0.5m 10=1.0m · · · 20=2.0m	0 = None 1 = FC/APC 2 = FC/PC 3 = SC/APC 4 = SC/PC 5 = ST 6 = LC/UPC 7 = LC/APC	